



Plastic control, switch knobs and plates

KB-240T



KB-240V



KW-240T



KW-240V



KI-240T



KI-240V



KM-240T



KM-240V



KG-100



KB-100



KA-100



KI-100



KG-110



KB-110



KA-110



KI-110



KG-160



KB-160



KA-160



KB-140S



KB-140L



KB-150



KG-150



LB-330



LW-330




LI-330



TB-340



TW-340



TI-340



TA-340



TB-360



TW-360



TB-390



TW-390



TI-390



LM-390



P100 B (34x34)



P100 W (34x34)



P100 IV (34x34)



P-101 B



P-101 IV



P-102 B



P-102 IV



P103 B (87x138)



P103 W (87x138)



P103 MAT-B(87x138)



P104 B (87x138) P10.5



P104 W (87x138) P10.5



P104 B MAT (87x138) P10.5



P105 B (88x138) P11



P105 W (88x138) P11



TGLSW-B



TGLSW-W



TGLSW-IV





Graphite Nuts

NTC-1
(51.5x4.5x3.5)



NTC-2
(44.5x5x3.5)



NTC-3
(41.5x6.2x3.5)



NTC-4
(44x8x6)



NTC-5
(41.5x5x3.5)



NTC-6
(52x8.7x5)



NTC-7
(43x8.8x6.3)



NTC-8
(43x7.8x5)



NTC-9
(40x8.2x3.8)



NTC-10
(40x8.2x3.8)



NTC-11
(43.7x7.7x5.3)



NTC-12
(43x7.5x4.3)



NTC-13
(43x8.6x6.3)



NTC-14
(41.7x8.7x5.2)



NTC-15
(43.5x8.5x5)



NTC-16
(42x9x5)



Switches

DM-20S N
(B/W/IV)



YM-30
(B/W/IV)

DM-20S G-GG



YM-50
(B/W/IV)

DM-20S B-B



DM-30
(B/W/IV)

DM-20L N
(B/W/IV)



DM-50
(B/W/IV)

DM-70
(B/W/IV)



Open Jack

RG-100 E (2P)

None

RJL-100 (2P)



RJL-300 (3P)



Straight Jack

RJC-302 N



RJC-302 G





RJC-302 B





Mini Switches

6P	Chrome	Gold	Black
on-on	MS500 FF	MS500 FFG	MS500 FFB
on-on-on	MS500 XF	MS500 XFG	MS500 XFB
on-off-on	MS500 HF	-	MS500 HFB



Potentiometer

Center Click Potentiometer

VR16 CC 50KB
w/50K & B
Curve
w/PCB terminal



VR16 CC 50KB
w/500K & B Curve
w/lead terminal



Balancer pot

VR16W 250K MN VR16W 500K MN

w/250K & MN w/250K & MN



Push-pull pot

P16W-18 250KA	P16W-18 250KB	P16W-18 500KA	P16W-18 500KB
w/250K & A Curve	w/250K & B Curve	w/500K & A Curve	w/500K & B Curve

